

## H08094. Intramolecular *Wittig* Reaction: A New Synthesis of (*S*)-Pyrrolam A

by Mahesh S. Majik<sup>a</sup>), Perunninakulath S. Parameswaran<sup>b</sup>), and Santosh G. Tilve<sup>\*a</sup>)

<sup>a</sup>) Department of Chemistry, Goa University, Taleigao Plateau, Goa 403 206, India  
(fax: +91 8322451184; e-mail: stilve@unigoa.ac.in)

<sup>b</sup>) Chemical Oceanography Division, National Institute of Oceanography (CSIR),  
Dona Paula-Goa 403 004, India

---

A straightforward synthesis of (*S*)-pyrrolam A is described. The synthesis involves *in situ* generation of the phosphorane **3**, followed by an intramolecular *Wittig* reaction to furnish (*S*)-pyrrolam A **1**.

---

**Introduction.** – The pyrrolidine motif is found in a wide range of natural products and biologically active compounds including indolizidine and pyrrolizidine alkaloids [1 – 3]. Pyrrolizidine alkaloids such as pyrrolam A **1** and necines **2** have caught our attention as synthetic targets due to their interesting biological activities [3]. The presence of a C=C bond in these ring systems is crucial for the observed pharmacological activities such as hepatotoxic, mutagenic, carcinogenic activities, *etc.*, associated with these molecules. Pyrrolam A **1** is a pyrrolizidine alkaloid belonging to the community of naturally occurring pyrrolams, which was isolated in 1993 by the *Zeeck* group from the bacterial strain, *Streptomyces olivaceus* along with pyrrolams B – D [4].

### Formulae **1** and **2**

Owing to its interesting structural feature, (*S*)- and (*R*)-pyrrolam A has been a popular target and has been prepared *via* nine different routes ranging from three steps to over twelve steps. The majority (seven routes) of these syntheses exploited the advantage of the pre-existing chiral center of proline or its derivative as chiral pool [5] with the number of synthetic steps ranging from five to seven. *Huang et al.* [6a] have achieved the synthesis of (*R*)-pyrrolam A from (*S*)-malic acid in twelve steps, while *Watson et al.* have synthesized it *via* asymmetric deprotonation methodology from *N*-Boc pyrrolidine in three steps [6b]. Herein, we report a new synthesis of (*S*)-pyrrolam A by employing an intramolecular *Wittig* reaction as the key step.

**Results and Discussion.** – Our retrosynthetic path for **1** is shown in *Scheme 1*. We envisioned that the formation of the bicyclic ring would take place *via* intramolecular *Wittig* olefination of **3** as the key intermediate, which in turn would arise from *N*-substituted prolinol **4**. Further, **4** is readily accessible from L-proline (**5**).

### Scheme 1

Thus, prolinol **6** [7], which was obtained from L-proline (**5**), on addition of bromoacetyl chloride in the presence of AcONa provided (*S*)-*N*-(bromoacetyl)prolinol (**4**) in good yield. The latter was treated with PPh<sub>3</sub> to give the corresponding phosphonium salt, which, on deprotonation with aqueous NaOH, provided phosphorane **7**, which was subjected to our domino primary alcohol oxidation/*Wittig* reaction protocol using PCC/AcONa [8].

However, we could not isolate any product other than  $\text{Ph}_3\text{PO}$ . Similar tandem oxidation procedures (TOP) using  $\text{MnO}_2$  [9], *Dess–Martin* periodinane [10] or IBX [11] failed also to provide the expected **1**. So, **4** was oxidized to (*S*)-*N*-(bromoacetyl)prolinal **8** with PCC, which formed the corresponding phosphonium salt on reacting with  $\text{PPh}_3$ . However, deprotonation of the salt with aq. NaOH did not lead to **1**. Hence anhydrous conditions using NaH as base were used. This provided pyrrolam A **1** along with  $\text{Ph}_3\text{PO}$ . In this step, the phosphorane **3** generated *in situ*, reacted intramolecularly with the aldehyde group as envisaged in *Scheme 2*.

#### Scheme 2

The expected problematic separation [6b] of pyrrolam A from  $\text{Ph}_3\text{PO}$  was effected taking advantage of differing solubilities of the products to get partially enriched pyrrolam A. Further purification was done by reverse phase HPLC using 70% MeOH in  $\text{H}_2\text{O}$  as mobile phase to provide pure pyrrolam A in 18.5% overall yield from (*S*)-prolinol **6**. With the aim of avoiding the cumbersome separation step of pyrrolam A from  $\text{Ph}_3\text{PO}$ , (*S*)-*N*-(bromoacetyl)prolinal **8** was treated with triethyl phosphite for obtaining the corresponding phosphonate for a *Horner–Wadsworth–Emmons* (HWE) reaction. This provided an inseparable mixture whose  $^1\text{H-NMR}$  analysis indicated the presence of only trace amounts of pyrrolam A. Use of polystyrene-bound triphenylphosphine [12] also failed in our hands to give **1**. Further, our attempt to obtain 1,2-dihydroxyhexahydropyrrolizin-3-one [13] from the mixture of pyrrolam A and  $\text{Ph}_3\text{PO}$  or pyrrolam A itself using *Sharpless* asymmetric dihydroxylation was unsuccessful. This may be due to the instability of **1** at the reaction conditions.

**Conclusions.** – In conclusion, a new short synthesis of (*S*)-pyrrolam A comprising of three steps from (*S*)-prolinol *via* intramolecular *Wittig* reaction has been elaborated. Troublesome separation of pyrrolam A from  $\text{Ph}_3\text{PO}$  using reverse phase HPLC was effected.

We thank DST, New Delhi for financial support and IISc. Bangalore for HRMS facility.

#### Experimental Part

*General.* Solvents were purified and dried by standard procedure before use; column chromatography (CC) was performed on silica gel ( $\text{SiO}_2$ ; 60 – 120 mesh). Purification was done on a *Jasco HPLC model MX-2080-31* instrument. Optical rotations:  $\text{Na}_\text{D}$ -line on an

ADP220 polarimeter. IR Spectra: *Shimadzu FT-IR* spectrophotometer.  $^1\text{H-NMR}$  and  $^{13}\text{C-NMR}$  spectra: *Bruker* 300 MHz instrument with  $\text{CDCl}_3$  as solvent and TMS as internal standard. The multiplicities of the C-atom signals were obtained from DEPT experiments.

(*S*)-*N*-(*Bromoacetyl*)prolinol (**4**). A soln. of bromoacetyl chloride (3.73 g, 23.7 mmol) in acetone (5 ml) was added dropwise to a stirred soln. of (*S*)-prolinol **6** (2.19 g, 21.5 mmol) and AcONa (3.53 g, 43.1 mmol) in a mixture of acetone (40 ml) and  $\text{H}_2\text{O}$  (20 ml) at  $0 - 5^\circ$ . The mixture was stirred and allowed to reach r.t. over a period of 2 h. The solvent was evaporated under vacuum, the residue was suspended in  $\text{CHCl}_3$  (50 ml) and washed with  $\text{H}_2\text{O}$ . The  $\text{CHCl}_3$  layer was separated, dried ( $\text{Na}_2\text{SO}_4$ ), evaporated under vacuum, and the crude product was further purified by CC ( $\text{SiO}_2$ ; hexane/AcOEt, 1:1) to give **4** as pale yellow oil. Yield: 3.11 g (65%).  $[\alpha]_{\text{D}}^{28} = -25.85$  ( $c = 1.18$ ,  $\text{CHCl}_3$ ). IR (neat): 3400, 1643.  $^1\text{H-NMR}$  (300 MHz): 1.63 – 1.94 (*m*, 4 H,  $\text{CH}_2(3)$ ,  $\text{CH}_2(4)$ ); 3.45 – 3.58 (*m*, 4 H,  $\text{CH}_2(5)$ ,  $\text{CH}_2\text{OH}$ ); 3.99 (*s*, 2 H,  $\text{CH}_2\text{Br}$ ); 4.02 – 4.09 (*m*, 1 H, H–C(2)).  $^{13}\text{C-NMR}$  (75 MHz): 24.3 (C(3)); 27.9 (C(4)); 42.4 (C(2')); 47.9 (C(5)); 61.5 (C(2)); 65.4 (OCH<sub>2</sub>); 167.3 (C=O).

*1*-[(2*S*)-2-(*Hydroxymethyl*)pyrrolidin-1-yl]-2-(triphenyl- $\lambda^5$ -phosphanylidene)ethanone (**7**). A soln. containing  $\text{PPh}_3$  (0.824, 3.14 mmol) and **4** (0.664, 2.99 mmol) in benzene (30 ml) was stirred overnight at r.t. Evaporation of benzene gave a white sticky solid which was washed with  $\text{Et}_2\text{O}$ . The stirred soln. of the above salt in  $\text{H}_2\text{O}$  (50 ml) and benzene (50 ml) was neutralized by aq. 2N NaOH. The benzene layer was separated, dried ( $\text{Na}_2\text{SO}_4$ ), and concentrated to afford the white sticky solid **7**. Yield: 0.993 g (82%). IR (neat): 3400, 1616.  $^1\text{H-NMR}$  (300 MHz): 1.83 – 2.05 (*m*, 4 H,  $\text{CH}_2(3)$ ,  $\text{CH}_2(4)$ ); 2.50 (*s*, 1 H,  $\text{CHPPH}_3$ ); 3.45 – 3.71 (*m*, 3 H, H–C(2),  $\text{CH}_2(5)$ ); 4.18 – 4.21, 5.16 – 5.19 (*2m*, 2 H,  $\text{CH}_2\text{OH}$ ); 7.54 – 7.91 (*m*, 15 H, arom. H).  $^{13}\text{C-NMR}$  (75 MHz): 22.9 ( $\text{CHPPH}_3$ ); 24.3 (C(3)); 28.4 (C(4)); 48.9 (C(5)); 63.4 (C(2)); 67.1 (OCH<sub>2</sub>); 128.4, 128.5, 132.0, 132.1, 133.2 ( $\text{PPh}_3$ ); 171.8 (C=O).

(*S*)-*N*-(*Bromoacetyl*)prolinol (**8**). To a magnetically stirred suspension of PCC (0.62 g, 2.88 mmol) in anhyd.  $\text{CH}_2\text{Cl}_2$  (30 ml) was added **4** (0.40 g, 1.80 mmol) in anhyd.  $\text{CH}_2\text{Cl}_2$  (10 ml). The mixture was stirred at r.t. for 6 h.  $\text{Et}_2\text{O}$  (50 ml) was added and the supernatant soln. was decanted from the black granular solid. The combined org. soln. was filtered through bed of *Celite* and the filtrate obtained was dried ( $\text{Na}_2\text{SO}_4$ ) and evaporated under vacuum to give crude **8** as viscous liquid. Yield: 0.27 g (68%).  $[\alpha]_{\text{D}}^{29} = -64.21$  ( $c = 0.366$ ,  $\text{CHCl}_3$ ). IR (neat): 1743, 1647.  $^1\text{H-NMR}$  (300 MHz): 1.08 – 1.91 (*m*, 4 H,  $\text{CH}_2(3)$ ,  $\text{CH}_2(4)$ ); 3.56 – 3.65 (*m*, 2 H,  $\text{CH}_2(5)$ ); 4.05 (*s*, 2 H,  $\text{CH}_2\text{Br}$ ); 4.45 – 4.53 (*m*, 1 H, H–C(2)); 9.48 (*d*,  $J = 1.5$  Hz, 1 H, CHO).

$^{13}\text{C}$ -NMR (75 MHz): 24.8 (C(3)); 25.7 (C(4)); 41.6 (C(2')); 47.3 (C(5)); 65.2 (C(2)); 165.7 (C=O); 198.2 (CHO).

(*S*)-Pyrrolam A (= (7*aS*)-5,6,7,7*a*-Tetrahydro-3H-pyrrolo[1,2-*a*]pyrrol-3-one; **1**). A soln. containing  $\text{PPh}_3$  (90.4 mg, 0.34 mmol) and **8** (68.9 mg, 0.31 mmol) in benzene (20 ml) was stirred overnight at r.t. Evaporation of benzene resulted in a solid which was washed with  $\text{Et}_2\text{O}$ . THF (20 ml) was added. The mixture was cooled to  $0^\circ$ . NaH ((22.5 mg, 0.56 mmol) 60% in mineral oil washed with THF) was added and the mixture was stirred for 14 h under  $\text{N}_2$  atmosphere.  $\text{H}_2\text{O}$  (20 ml) was added. The mixture was extracted with  $\text{CHCl}_3$  ( $3 \times 25$  ml). The org. layer was separated, washed with brine and dried over ( $\text{Na}_2\text{SO}_4$ ). Evaporation of the solvent under vacuum gave the crude product, which was dissolved in  $\text{Et}_2\text{O}$  (5 ml); hexane (2 ml) was added, and the mixture was kept in refrigerator. After 1 h the soln. was decanted from solidified  $\text{Ph}_3\text{PO}$ . A maximum amount of  $\text{Ph}_3\text{PO}$  was removed by repeating (3 times) the above step. The decanted soln. containing (*S*)-pyrrolam A **1** and a small amount of  $\text{Ph}_3\text{PO}$  was separated by reverse phase HPLC on a *HiQSil* column ( $\text{C}_8 - \text{C}_{15}$  on  $\text{SiO}_2$ ,  $\text{MeOH}/\text{H}_2\text{O}$ , 70:30 (*v/v*), flow rate 1.0 ml/min., detection at  $\lambda = 254$  nm). The (*S*)-pyrrolam A eluted first with a retention time of 10.82 min, followed by the  $\text{Ph}_3\text{PO}$  at 20.81 min. Yield: 16 mg (41%).  $[\alpha]_{\text{D}}^{32} = +25.06$  ( $c = 0.133$ ,  $\text{CHCl}_3$ ); ([5*b*]:  $[\alpha]_{\text{D}}^{20} = +25.7$  ( $c = 1$ ,  $\text{CHCl}_3$ )). IR ( $\text{CHCl}_3$ ): 1678.  $^1\text{H}$ -NMR (300 MHz): 0.95 – 1.25 (*m*, 1 H of  $\text{CH}_2(7)$ ); 1.80 – 2.05 (*m*, 1 H of  $\text{CH}_2(7)$ ); 2.05 – 2.50 (*m*, 2 H,  $\text{CH}_2(6)$ ); 3.10 – 3.25 (*m*, 1 H of  $\text{CH}_2(5)$ ); 3.25 – 3.45 (*m*, 1 H of  $\text{CH}_2(5)$ ); 4.20 (*m*, 1 H, H-C(7*a*)); 5.97 (*dd*,  $J = 5.4, 1.5$ , 1 H, H-C(2)); 7.15 (*dd*,  $J = 5.7, 1.5$ , 1 H, H-C(1)).  $^{13}\text{C}$ -NMR (75 MHz;  $\text{CDCl}_3$ ): 28.8 (C(6)); 29.7 (C(7)); 41.7 (C(5)) 67.7 (C(7*a*)); 128.1 (C(2)); 148.9 (C(1)); 175.4 (C(3)).

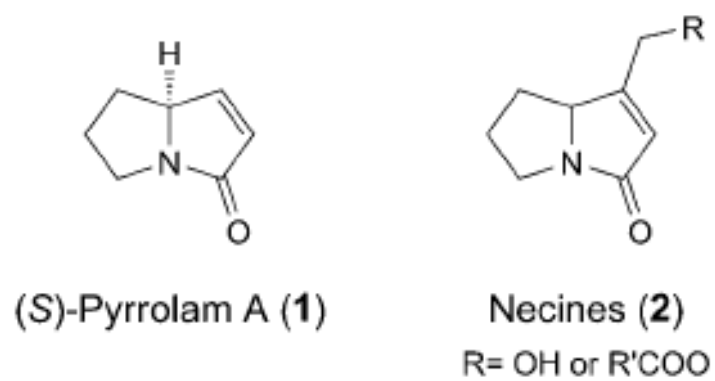
## REFERENCES

- [1] J. R. Liddell, *Nat. Prod. Rep.* **2002**, *19*, 773; J. T. Wroble, in 'The Alkaloids: Chemistry & Pharmacology', Ed. A. Brossi, Academic Press, San Diego, 1985, Vol. 26, Chapt. 7, p. 327, and references cited therein; M. Boppré, *Naturwissenschaften* **1986**, *73*, 17.
- [2] N. Asano, R. J. Nash, R. J. Molyneux, G. W. J. Fleet, *Tetrahedron: Asymmetry* **2000**, *11*, 1645; S. R. Angle, D. Bensa, D. S. Belanger, *J. Org. Chem.* **2007**, *72*, 5592; J. R. Liddell, *Nat. Prod. Rep.* **1999**, *16*, 499; J. P. Michael, *Nat. Prod. Rep.* **1997**, *14*, 619; R. J. Molyneux, J. E. Tropea, A. D. Elbein, *J. Nat. Prod.* **1990**, *53*, 609.
- [3] A. R. Mattock, 'Chemistry and Toxicology of Pyrrolizidine Alkaloids', Academic Press, London, 1986.
- [4] R. Grote, A. Zeeck, J. Stümpfel, H. Zähler, *Liebigs Ann. Chem.* **1990**, 525.
- [5] a) Y. Aoyagi, T. Manabe, A. Ohta, T. Kurihara, G.-L. Pang, T. Yuhara, *Tetrahedron* **1996**, *52*, 869; b) A. Murray, G. R. Proctor, P. J. Murray, *Tetrahedron* **1996**, *52*, 3757; c) G. B. Giovenzana, M. Sisti, G. Palmisano, *Tetrahedron: Assymetry* **1997**, *8*, 515; d) M. Arisawa, E. Takezawa, A. Nishida, M. Mori, M. Nakagawa, *Synlett* **1997**, 1179; e) M. Arisawa, M. Takahashi, E. Takezawa, T. Yamaguchi, Y. Torisawa, A. Nishida, M. Nakagawa, *Chem. Pharm. Bull.* **2000**, *48*, 1593; f) M. S. Majik, J. Shet, S. G. Tilve, P. S. Parameswaran, *Synthesis* **2007**, *5*, 663; g) R. Schobert, A. Wicklein, *Synthesis* **2007**, *10*, 1499.
- [6] a) P. Q. Huang, Q. F. Chen, C. L. Chen, H. K. Zhang, *Tetrahedron: Asymmetry* **1999**, *10*, 3827; b) R. T. Watson, V. K. Gore, K. R. Chandupatla, R. K. Dieter, J. P. Snyder, *J. Org. Chem.* **2004**, *69*, 6105.
- [7] D. Enders, H. Eichenauer, *Chem. Ber.* **1979**, *11*, 2933; Y. St-Denis, T. H. Chan, *J. Org. Chem.* **1992**, *57*, 3078.
- [8] J. Shet, V. Desai, S. Tilve, *Synthesis* **2004**, **11**, 1859.
- [9] L. Blackburn, X. Wei, R. J. K. Taylor, *Chem. Commun.* **1999**, 1337; S. B. Davies, M. A. McKervery, *Tetrahedron Lett.* **1999**, *40*, 1229.

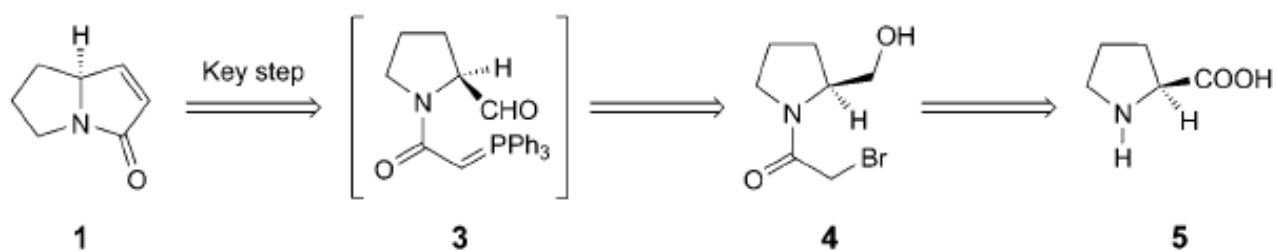
- [10] C. C. Huang, *J. Labelled Compd. Radiopharm.* **1987**, *24*, 675; A. G. M. Barrett, D. Hamprecht, M. Ohkubo, *J. Org. Chem.* **1997**, *62*, 9376.
- [11] D. Crich, X.-S. Mo, *Synlett* **1999**, 67; A. Maiti, J. S. Yadav, *Synth. Commun.* **2001**, *31*, 1499.
- [12] R. Schobert, C. Jagusch, C. Melanophy, G. Mullen, *Org. Biomol. Chem.* **2004**, *2*, 3524.
- [13] I. Izquierdo, M. T. Plaza, J. A. Tamayo, *Tetrahedron: Asymmetry* **2004**, *15*, 3635.

*Received March 11, 2008*

Figures

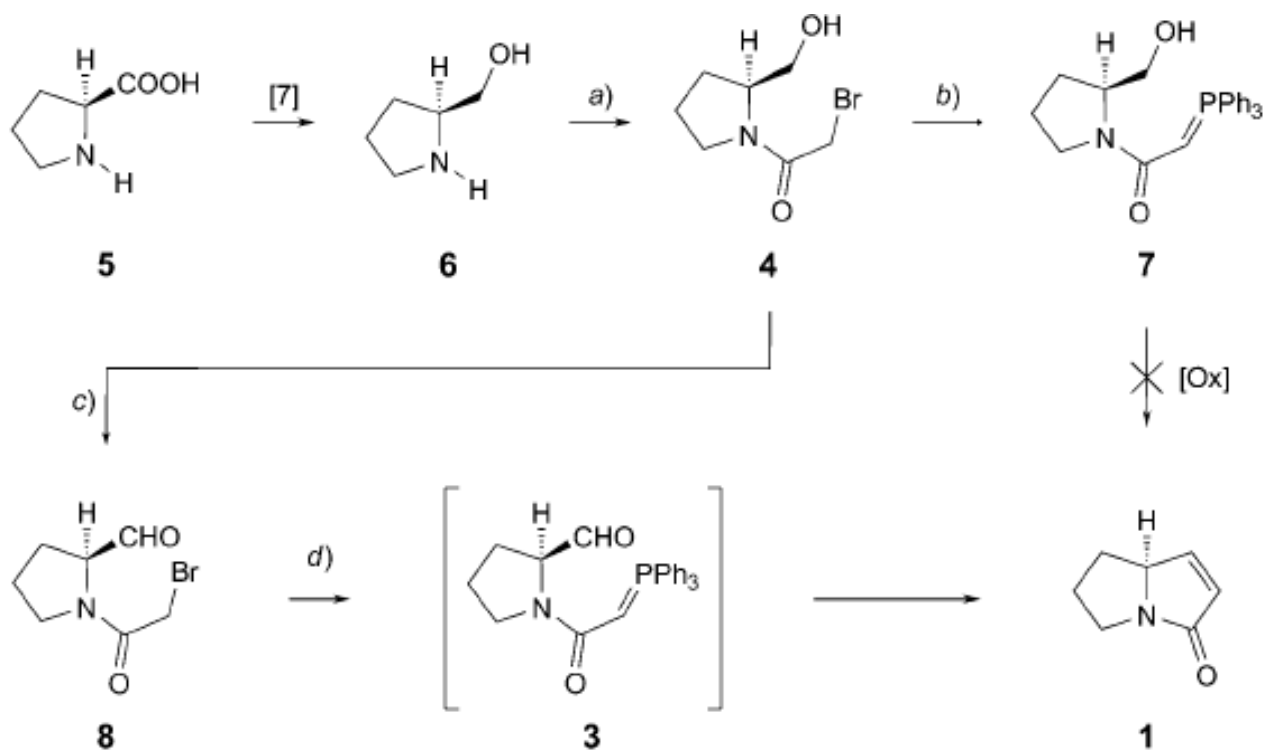


Formulae 1 and 2



Scheme 1. Retrosynthetic path for of Pyrrolam A **1**





Scheme 2. Synthesis of (S)-pyrrolam A

a) AcONa, ClCOCH<sub>2</sub>Br, 0°, 2 h, 65%. b) i) PPh<sub>3</sub>, benzene, r.t., overnight; ii) 2N NaOH, benzene, 82% (2 steps). c) PCC, CH<sub>2</sub>Cl<sub>2</sub>, r.t., 6 h, 68%. d) i) PPh<sub>3</sub>, benzene, r.t., overnight; ii) NaH, THF, 14 h, 41% (2 steps).